

Registration Examination Statistics – Results by Entry Pathway

Candidates at CCHPBC's registration examination are either graduates of Recognized Education Programs or eligible by demonstrating substantial equivalence via CCHPBC's Prior Learning Assessment process.

The results published below present annual summaries of candidates' results by their entry pathway, and compare these results to the overall aggregated result of all candidates who completed the examination. Results of repeat candidates – those who failed one or more components of the registration examination – are not included in these statistics.

If you have any questions regarding the results, please email applications@cchpbc.ca.

Results of the 2024 candidate's first attempt at CCHPBC registration examination

Programs, PLA, and Provincial Aggregate	Participants	Participants Who Passed Registration Exam*	Percentage of Participants Who Passed Registration Exam
OVCMT	42	40	95%
VCMT	76	66	87%
WCCMT - New Westminster	71	65	92%
WCCMT - Victoria	42	36	86%
VaCC - Burnaby	63	42	67%
Langara	41	33	80%
CDI - South Surrey	62	48	77%
KCC	13	12	92%
Camosun College - Victoria	29	21	72%
First College	19	12	63%
PLA**	8	2	25%
Total, All Streams***	466	377	81%

KEY

OVCMT

Okanagan Valley College of Massage Therapy

VCMT

Vancouver College of Massage Therapy

Camosun

Camosun College of Massage Therapy-Victoria

WCCMT – New Westminster

West Coast College of Massage Therapy – New Westminster

WCCMT – Victoria

West Coast College of Massage Therapy – Victoria

First College-Kelowna

First College, Registered Massage Therapy Program

VaCC – Burnaby

Vancouver Career College – Burnaby

Langara

Langara College Continuing Studies, Massage Therapy program

PLA

Prior Learning Assessment

CDI – South Surrey

CDI College – South Surrey

KCC

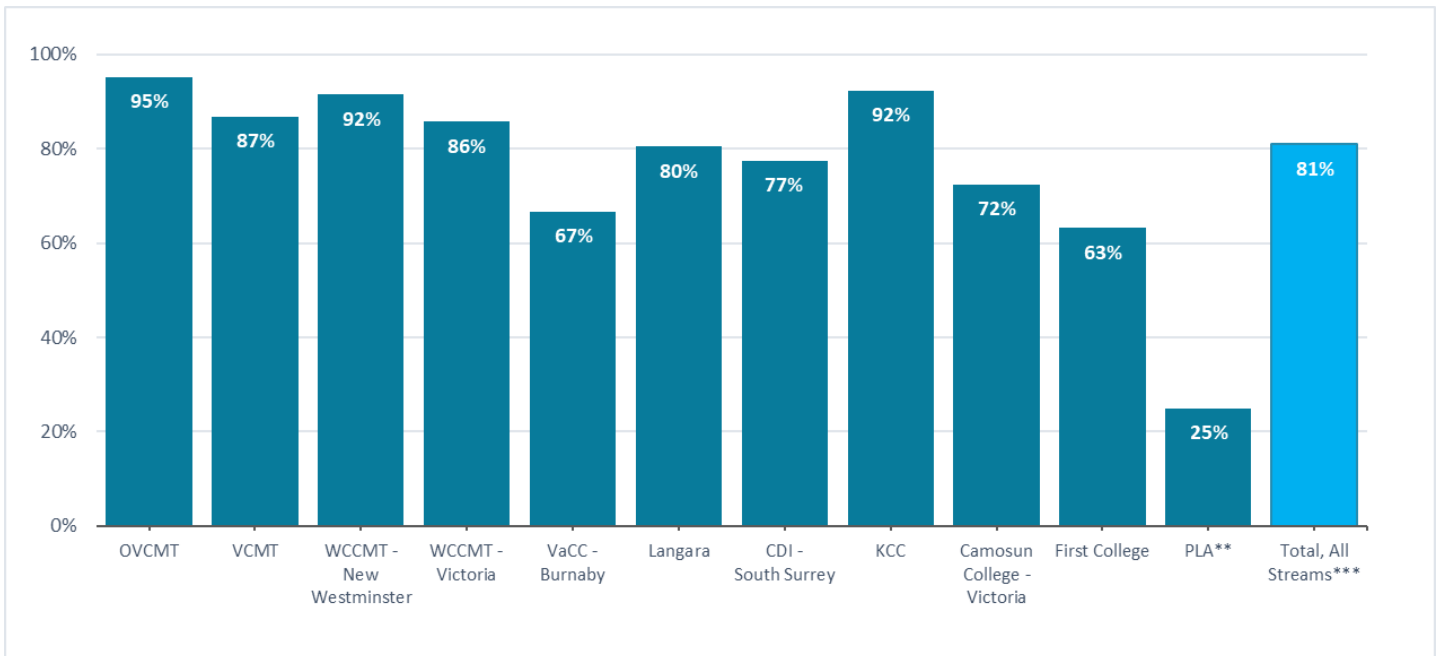
Kootenay Columbia College, Massage Therapy program

*Successful candidates passed each of the Three components of the CCHPBC registration examination.

**Candidates in the Prior Learning Assessment (PLA) stream have demonstrated substantial equivalence to CCHPBC's entry-level requirements. These candidates are generally from outside of British Columbia. The Pla grouping aggregates diverse streams of entry; therefore, the data is anonymous.

***Represents all candidates who completed the registration examination from all streams of entry. To protect the anonymity of individual candidates, streams of entry with two or less participants are not itemized. An arithmetic tally of participants equals 466.

Percentage of 2024 participants who passed the registration examination.



**Results of candidates' first attempt at
the CMTBC registration examination**

2023

Programs, PLA, and Provincial Aggregate	Participants	Participants Who Passed Registration Exam*	Percentage of Participants Who Passed Registration Exam
OVCMT	45	40	89%
VCMT	109	96	88%
WCCMT - New Westminster	78	68	87%
WCCMT - Victoria	65	55	85%
VaCC - Burnaby	68	38	56%
Langara	47	39	83%
CDI - South Surrey	16	10	63%
KCCIHS	19	12	63%
Camosun College - Victoria	19	10	53%
First College	22	12	55%
PLA**	3	2	67%
Total, All Streams***	494	384	78%

KEY

OVCMT
Okanagan Valley College of Massage Therapy

WCCMT – New Westminister
West Coast College of Massage Therapy – New Westminister

VaCC – Burnaby
Vancouver Career College – Burnaby

CDI – South Surrey
CDI College – South Surrey

VCMT
Vancouver College of Massage Therapy

WCCMT – Victoria
West Coast College of Massage Therapy – Victoria

Langara
Langara College Continuing Studies, Massage Therapy program

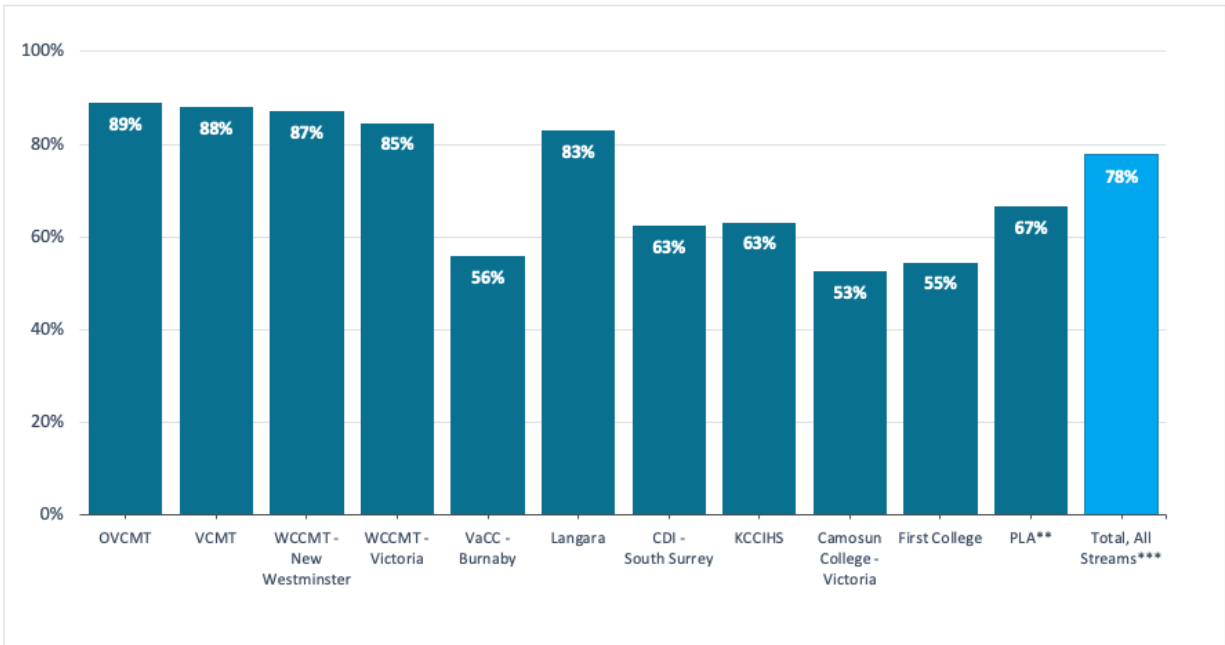
KCCIHS
Kootenay Columbia College of Integrative Health Sciences, Massage Therapy program

Camosun
Camosun College of Massage Therapy-Victoria

First College-Kelowna
First College, Registered Massage Therapy Program

PLA
Prior Learning Assessment

Percentage of 2023 participants who passed the registration examination.



*Successful candidates passed each of the three components of the CMTBC registration examination.

**Candidates in the Prior Learning Assessment (PLA) stream have demonstrated substantial equivalence to CMTBC's entry-level requirements. These candidates are generally from outside of British Columbia. The PLA grouping aggregates diverse streams of entry; therefore, the data is anonymous.

***Represents all candidates who completed the registration examination from all streams of entry. To protect the anonymity of individual candidates, streams of entry with two or less participants are not itemized. An arithmetic tally of candidates who passed the registration examination equals 491. The total reported of 494 includes three candidates from an anonymized stream.

Results of candidates' first attempt at the CMTBC registration examination

2022

Programs, PLA, and Provincial Aggregate	Participants	Participants Who Passed Registration Exam*	Percentage of Participants Who Passed Registration Exam
OVCMT	50	44	88%
VCMT	122	105	86%
WCCMT - New Westminster	72	68	94%
WCCMT - Victoria	76	65	86%
VaCC - Burnaby	54	39	72%
Langara	56	50	89%
CDI - South Surrey	14	10	71%
KCCIHs	10	6	60%
Camosun College - Victoria	15	7	47%
First College	8	7	88%
PLA**	6	4	67%
Total, all streams***	487	407	84%

KEY

OVCMT

Okanagan Valley College of Massage Therapy

WCCMT – New Westminster

West Coast College of Massage Therapy – New Westminster

VaCC – Burnaby

Vancouver Career College – Burnaby

CDI – South Surrey

CDI College – South Surrey

VCMT

Vancouver College of Massage Therapy

WCCMT – Victoria

West Coast College of Massage Therapy – Victoria

Langara

Langara College Continuing Studies, Massage Therapy program

KCCIHs

Kootenay Columbia College of Integrative Health Sciences, Massage Therapy program

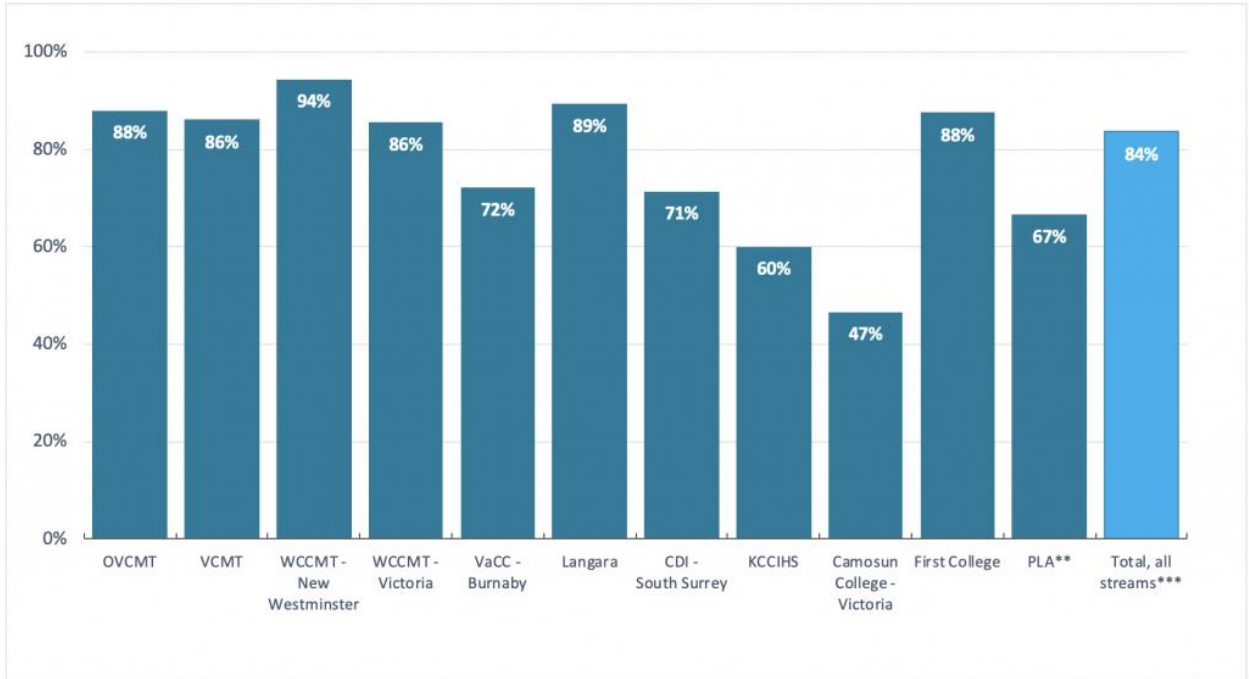
First College

First College, Registered Massage Therapy Program

PLA

Prior Learning Assessment

Percentage of participants who passed the registration exam



*Successful candidates passed each of the three components of the CMTBC registration examination.

**Candidates in the Prior Learning Assessment (PLA) stream have demonstrated substantial equivalence to CMTBC's entry-level requirements. These candidates are generally from outside of British Columbia. The PLA grouping aggregates diverse streams of entry; therefore, the data is anonymous.

*** Represents all candidates who completed the registration examination from all streams of entry. To protect the anonymity of individual candidates, streams of entry with 5 or less participants are not itemized. An arithmetic tally of participants equals 483. An additional four participants qualified for the examination, and they are represented in the number 487.

Results of candidates' first attempt at CMTBC registration examination

2021

Programs, PLA, and Provincial Aggregate	Participants	Participants Who Passed Registration Exam*	Percentage of Participants Who Passed Registration Exam
OVCMT	55	43	78%
VCMT	92	78	85%
WCCMT – New Westminster	84	72	86%
WCCMT - Victoria	69	63	91%
VaCC - Burnaby	40	27	68%
Langara	41	37	90%
CDI - South Surrey	34	25	74%
KCCIHs	13	10	77%
Camosun -Victoria	17	8	47%
PLA**	8	1	13%
Total, all streams	453	364	80%

KEY

OVCMT
Okanagan Valley College of Massage Therapy

WCCMT – New Westminster
West Coast College of Massage Therapy – New Westminster

VaCC – Burnaby/Kelowna
Vancouver Career College – Burnaby/Kelowna

CDI – South Surrey
CDI College – South Surrey

VCMT
Vancouver College of Massage Therapy

WCCMT – Victoria
West Coast College of Massage Therapy – Victoria

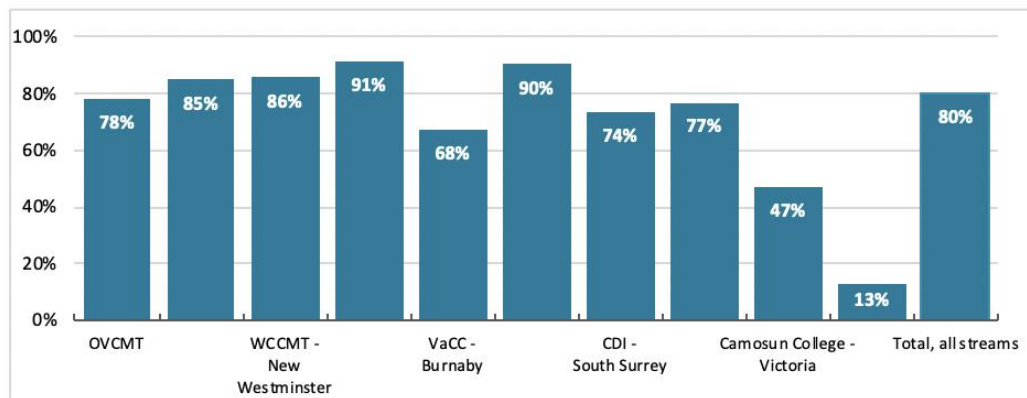
Langara
Langara College Continuing Studies, Massage Therapy program

KCCIHs
Kootenay Columbia College of Integrative Health Sciences

Camosun
Camosun College- Victoria

PLA
Prior Learning Assessment

Percentage of participants who passed registration exam



- * Successful candidates passed each of four components of the CMTBC registration examination.
- ** Candidates in the Prior Learning Assessment (PLA) stream have demonstrated substantial equivalence to CMTBC's entry-level requirements. These candidates are generally from outside of British Columbia. The PLA grouping aggregates diverse streams of entry, therefore the data is anonymous.
- *** Represents all candidates who completed the registration examination from all streams of entry.

Results of candidates' first attempt at CMTBC registration examination

2020

Stream of Entry	Participants	Participants Who Passed Registration Exam ¹	Percentage of Participants Who Passed Registration Exam
OVCMT	55	42	76%
VCMT	100	90	90%
WCCMT – New Westminster	58	42	72%
WCCMT - Victoria	31	30	97%
VaCC - Burnaby	27	21	78%
Langara	21	18	86%
CDI - South Surrey	27	18	67%
KCCIHS	11	8	73%
Total, all streams	334²	270³	81%

KEY

OVCMT

Okanagan Valley College of Massage Therapy

WCCMT – New Westminster

West Coast College of Massage Therapy – New Westminster

VaCC – Burnaby

Vancouver Career College – Burnaby

CDI – South Surrey

CDI College – South Surrey

VCMT

Vancouver College of Massage Therapy

WCCMT – Victoria

West Coast College of Massage Therapy – Victoria

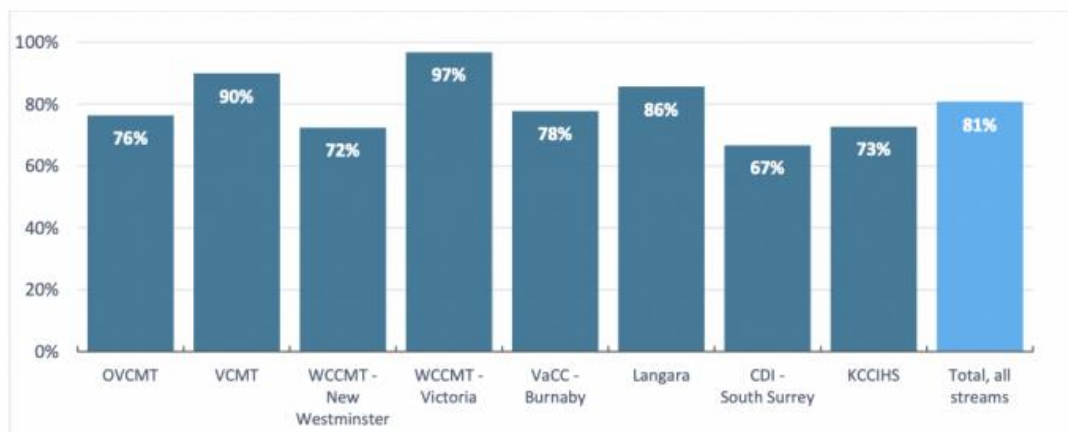
Langara

Langara College Continuing Studies, Massage Therapy program

KCCIHS

Kootenay Columbia College of Integrative Health Sciences, Massage Therapy program

Percentage of participants who passed registration exam



- 1 Successful candidates passed each of four components of the CMTBC registration examination.
- 2 Represents all candidates who completed the registration examination from all streams of entry. To protect the anonymity of individual candidates, streams of entry with 10 or less participants are not itemized. An arithmetic tally of participants equals 330. An additional four participants qualified for the examination, and they are represented in the number 334.
- 3 To protect the anonymity of individual candidates, streams with 10 or less participants are not itemized. An arithmetic tally of participants who passed the registration examination equals 269. The total reported of 270 includes an individual from an anonymized stream.

Results of candidates' first attempt at CMTBC registration examination

2019

Programs, PLA, and Provincial Aggregate	Participants	Participants Who Passed Registration Exam*	Percentage of Participants Who Passed Registration Exam
OVCMT	47	36	77%
VCMT	67	60	90%
WCCMT – New Westminster	101	84	83%
WCCMT - Victoria	67	54	81%
VaCC - Burnaby	41	33	80%
VaCC - Kelowna	30	15	50%
Langara	35	29	83%
CDI - South Surrey	31	23	74%
KCCIHS	19	18	95%
PLA**	2	0	0%
Total, all streams***	440	352	80%

KEY

OVCMT

Okanagan Valley College of Massage Therapy

WCCMT – New Westminster

West Coast College of Massage Therapy – New Westminster

VaCC – Burnaby/Kelowna

Vancouver Career College – Burnaby/Kelowna

CDI – South Surrey

CDI College – South Surrey

VCMT

Vancouver College of Massage Therapy

WCCMT – Victoria

West Coast College of Massage Therapy – Victoria

Langara

Langara College Continuing Studies, Massage Therapy program

KCCIHS

Kootenay Columbia College of Integrative Health Sciences

PLA

Prior Learning Assessment

Percentage of participants who passed registration exam



* Successful candidates passed each of four components of the CMTBC registration examination.

** Candidates in the Prior Learning Assessment (PLA) stream have demonstrated substantial equivalence to CMTBC's entry-level requirements. These candidates are generally from outside of British Columbia. The PLA grouping aggregates diverse streams of entry, therefore the data is anonymous.

*** Represents all candidates who completed the registration examination from all streams of entry.

Results of candidates' first attempt at CMTBC registration examination

2018

Programs, CPLA, and Provincial Aggregate	Participants	Participants Who Passed Registration Exam ¹	Percentage of Participants Who Passed Registration Exam
OVCMT	50	37	74%
VCMT	79	72	91%
WCCMT - NW	89	50	56%
WCCMT - Victoria	63	55	87%
VaCC - Burnaby	35	21	60%
VaCC - Kelowna	12	5	42%
Langara	31	24	77%
CDI - South Surrey	11	9	82%
CPLA ²	8	3	38%
Provincial Aggregate³	378	276	73%

KEY

OVCMT

Okanagan Valley College of Massage Therapy

WCCMT – New Westminster

West Coast College of Massage Therapy – New Westminster

VaCC – Burnaby/Kelowna

Vancouver Career College – Burnaby/Kelowna

CDI – South Surrey

CDI College – South Surrey

VCMT

Vancouver College of Massage Therapy

WCCMT – Victoria

West Coast College of Massage Therapy – Victoria

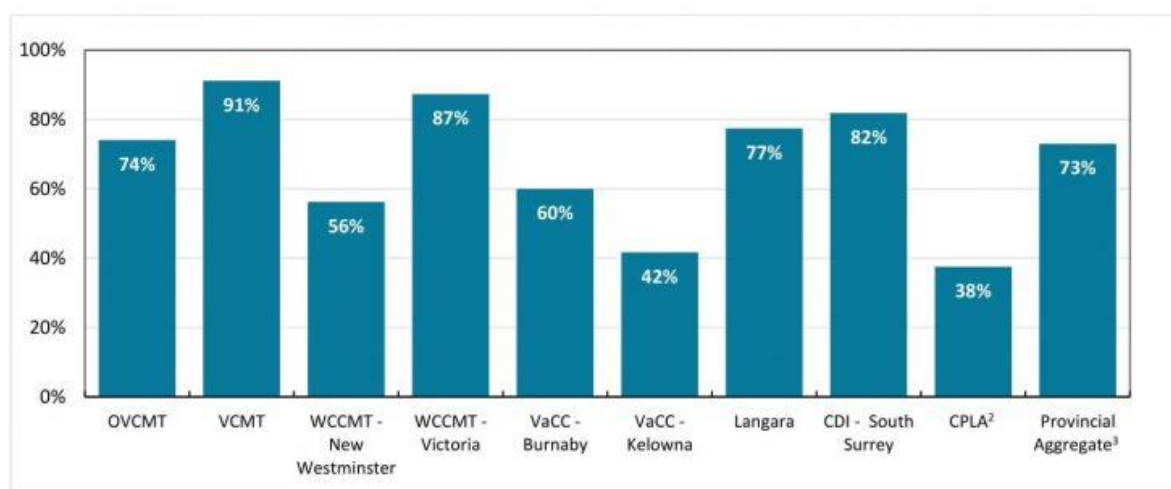
Langara

Langara College Continuing Studies, Massage Therapy program

CPLA

Credential and Prior Learning Assessment

Percentage of participants who passed registration exam



¹ Successful candidates passed each of four components of the CMTBC registration examination.

² Candidates in the Credential and Prior Learning Assessment (CPLA) stream have demonstrated substantial equivalence to CMTBC's entry-level requirements. These candidates are generally from outside of British Columbia. The CPLA grouping aggregates diverse streams of entry, therefore the data is anonymous.

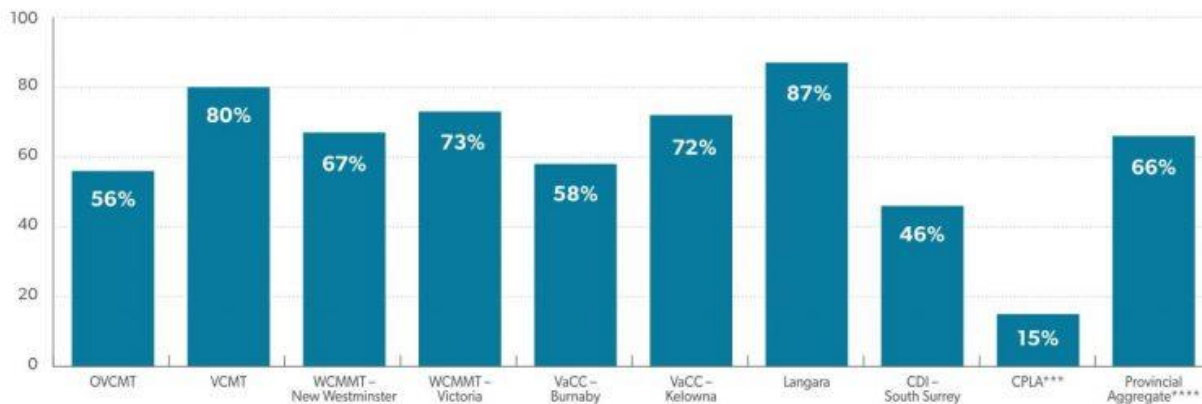
³ Represents all candidates who completed the registration examination from all streams of entry.

Results of candidates' first attempt at CMTBC registration examination

2017

Programs, CPLA, and Provincial Aggregate	Participants	Participants Who Passed Registration Exam*	Percentage of Participants Who Passed Registration Exam
OVCMT	45	25	56%
VCMT	96	77	80%
WCCMT – NW	78	52	67%
WCCMT – Victoria	56	41	73%
VaCC – Burnaby	36	21	58%
VaCC – Kelowna	18	13	72%
Langara	23	20	87%
CDI – South Surrey	24	11	46%
CPLA***	27	4	15%
Provincial Aggregate****	403	264	66%

Percentage of participants who passed registration exam



Programs

OVCMT

Okanagan Valley College of Massage Therapy

VCMT

Vancouver College of Massage Therapy

WCCMT – NW

West Coast College of Massage Therapy – New Westminster

WCCMT – Victoria

West Coast College of Massage Therapy – Victoria

VaCC – Burnaby

Vancouver Career College – Burnaby

VaCC – Kelowna

Vancouver Career College – Kelowna

Langara

Langara College Continuing Studies, Massage Therapy program

CDI

CDI College – South Surrey

* Successful candidates passed each of four components of the CMTBC registration exam administered in March and September.

*** Candidates in the Credential and Prior Learning Assessment (CPLA) stream have demonstrated substantial equivalence to CMTBC's entry-level requirements. These candidates are generally from outside of British Columbia. The CPLA grouping aggregates diverse streams of entry, therefore the data is anonymous.

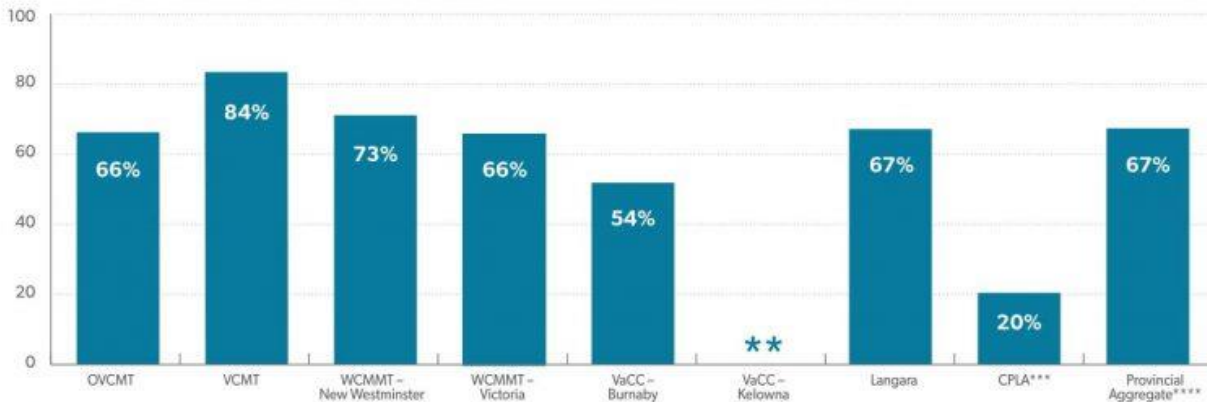
**** Provincial aggregate represents all candidates who completed the registration examination from all streams of entry.

Results of candidates' first attempt at CMTBC registration examination

2016

Programs, CPLA, and Provincial Aggregate	Participants	Participants Who Passed Registration Exam*	Percentage of Participants Who Passed Registration Exam
OVCMT	44	29	66%
VCMT	70	59	84%
WCCMT – NW	78	57	73%
WCCMT – Victoria	44	29	66%
VaCC – Burnaby	28	15	54%
VaCC – Kelowna	6	**	**
Langara	21	14	67%
CPLA***	25	5	20%
Provincial Aggregate****	316	212	67%

Percentage of participants who passed registration exam



Programs

OVCMT

Okanagan Valley College of Massage Therapy

VCMT

Vancouver College of Massage Therapy

WCCMT – NW

West Coast College of Massage Therapy – New Westminster

WCCMT – Victoria

West Coast College of Massage Therapy – Victoria

VaCC – Burnaby

Vancouver Career College – Burnaby

VaCC – Kelowna

Vancouver Career College – Kelowna

Langara

Langara College Continuing Studies, Massage Therapy program

* Successful candidates passed each of four components of the CMTBC registration exam administered in March and September.

** To protect anonymity of individual candidates, data is not provided when a successful cohort from an education program consists of 10 or less people.

*** Candidates in the Credential and Prior Learning Assessment (CPLA) stream have demonstrated substantial equivalence to CMTBC's entry-level requirements. These candidates are generally from outside of British Columbia. The CPLA grouping aggregates diverse streams of entry, therefore the data is anonymous.

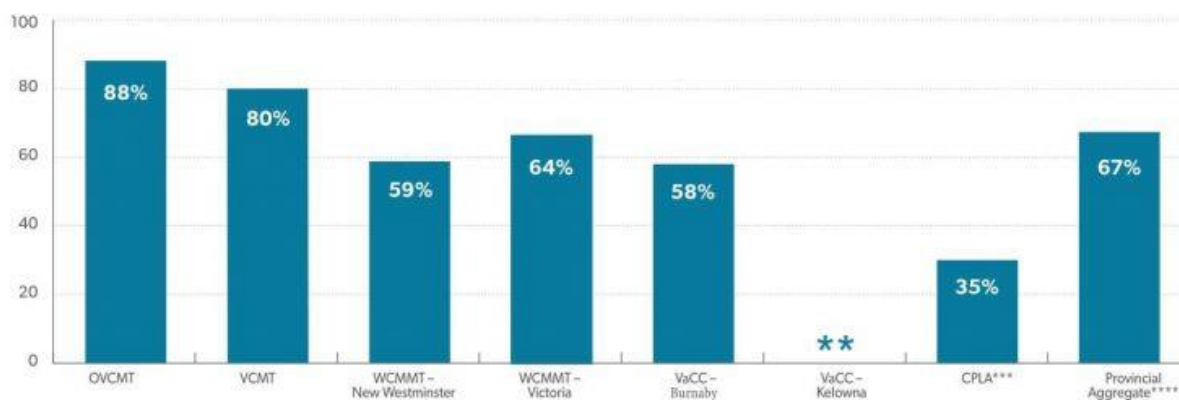
**** Provincial aggregate represents all candidates who completed the registration examination from all streams of entry.

Results of candidates' first attempt at CMTBC registration examination

2015

Programs, CPLA, and Provincial Aggregate	Participants	Participants Who Passed Registration Exam*	Percentage of Participants Who Passed Registration Exam
OVCMT	42	37	88%
VCMT	70	56	80%
WCCMT – NW	91	54	59%
WCCMT – Victoria	39	25	64%
VaCC – Burnaby	24	14	58%
VaCC – Kelowna	8	**	**
CPLA***	23	8	35%
Provincial Aggregate****	297	199	67%

Percentage of participants who passed registration exam



Programs

OVCMT

Okanagan Valley College of Massage Therapy

VCMT

Vancouver College of Massage Therapy

WCCMT – NW

West Coast College of Massage Therapy – New Westminster

WCCMT – Victoria

West Coast College of Massage Therapy – Victoria

VaCC – Burnaby

Vancouver Career College – Burnaby

VaCC – Kelowna

Vancouver Career College – Kelowna

Langara

Langara College Continuing Studies, Massage Therapy program

* Successful candidates passed each of four components of the CMTBC registration exam administered in March and September.

** To protect anonymity of individual candidates, data is not provided when a successful cohort from an education program consists of 10 or less people.

*** Candidates in the Credential and Prior Learning Assessment (CPLA) stream have demonstrated substantial equivalence to CMTBC's entry-level requirements. These candidates are generally from outside of British Columbia. The CPLA grouping aggregates diverse streams of entry, therefore the data is anonymous.

**** Provincial aggregate represents all candidates who completed the registration examination from all streams of entry.